



MedStar Health
Research Institute

Knowledge and Compassion
Focused on You

Low HCV Testing Uptake of the Current Birth Cohort Guidelines

Alexander Geboy¹, Hyun Cha¹, Idene Perez¹, Matthew Bell¹, Sandeep Mahajan²,
Adebisi Ayodele², Dawn Fishbein²

¹MedStar Health Research Institute, Hyattsville, MD, ²MedStar Washington Hospital Center, Washington, D.C.

Funding: CDC-RFA-PS12-
1209PPHF *Category B, Part 3*
and Supplemental Funds



MedStar Health

Primary Care Clinic Appointments October 2012-April, 2015

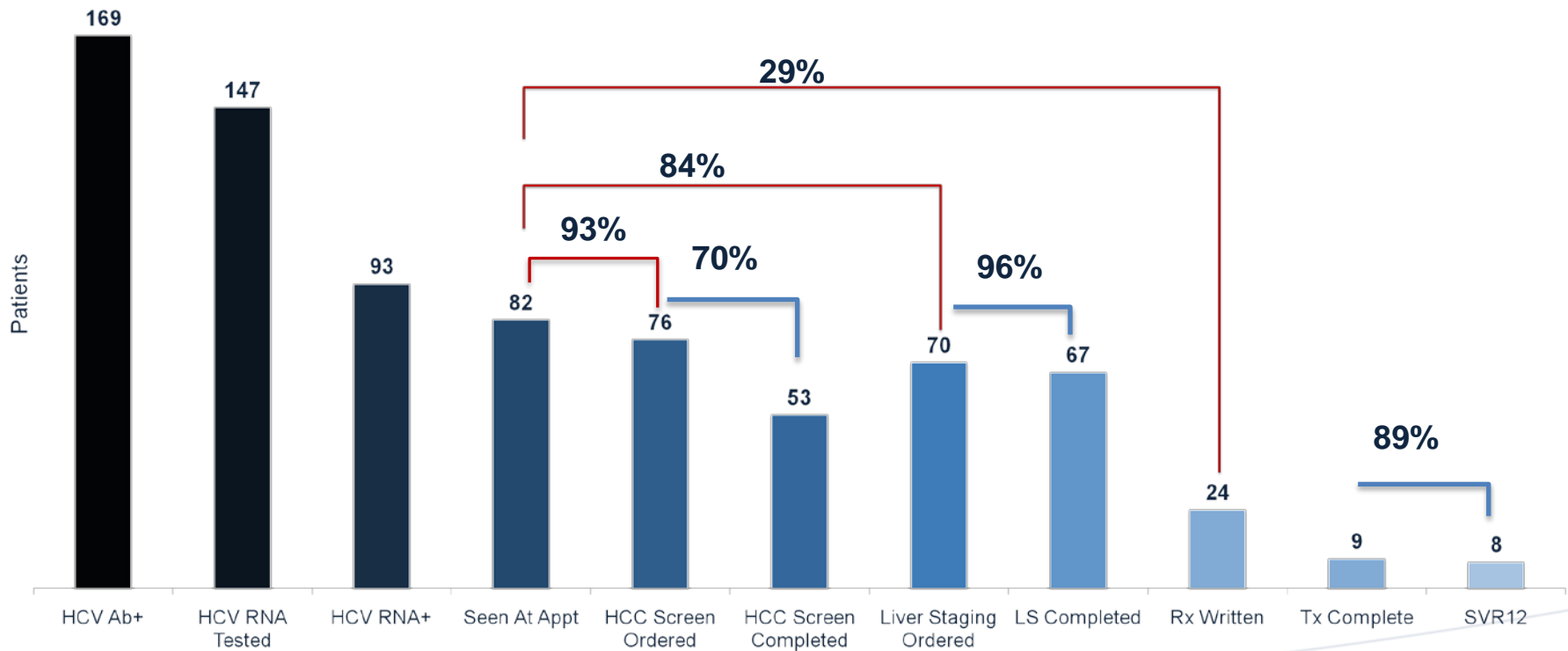
	Total Appointments	Unique Appointments
	N (%)	N (%)
Total	9496	4695
Tested	2276 (24.0)	1452 (30.9)
Missed	2668 (28.1)	1179 (25.1)
Canceled/No Show*	4552 (47.9)	2064 (44.0)

*Cancelled and No-show appointments were not differentiated during October 2012-September 2013

Characteristics of those tested at MedStar WHC

	Total HCV Ab Tests Performed		HCV Ab Positive		HCV RNA Positive	
Characteristics	N (%)		N (%)		N (%)	
Total	2276 (100)		169 (7.4)		93/147 (63.2)	
Age (mean ± SD)	58.6 ±		60.3 ±		59.9 ±	
Sex						
Women	1477 (64.9)		80(47.3)		41 (44.1)	
Men	799 (35.1)		89(52.6)		52 (55.9)	
Race/Ethnicity						
Non-Hispanic, black/African American (b/AA)	1901 (83.5)		153 (90.5)		86 (56.2)	
b/AA (Women/Men)	1249 (65.7)	652 (34.3)	73 (47.7)	80 (52.3)	39 (45.3)	47 (54.7)
Intragroup b/AA Women/Men			73/1249 (5.8)	80/652 (12.3)	39/73 (53.4)	47/80 (58.8)
Insurance						
Public	1466 (64.4)		129 (76.3)		70 (75.3)	
Private	807 (35.5)		40 (23.7)		23 (24.7)	
IVDU (Reported Post Test)			65/146 (44.5)		40/65 (61.5)	

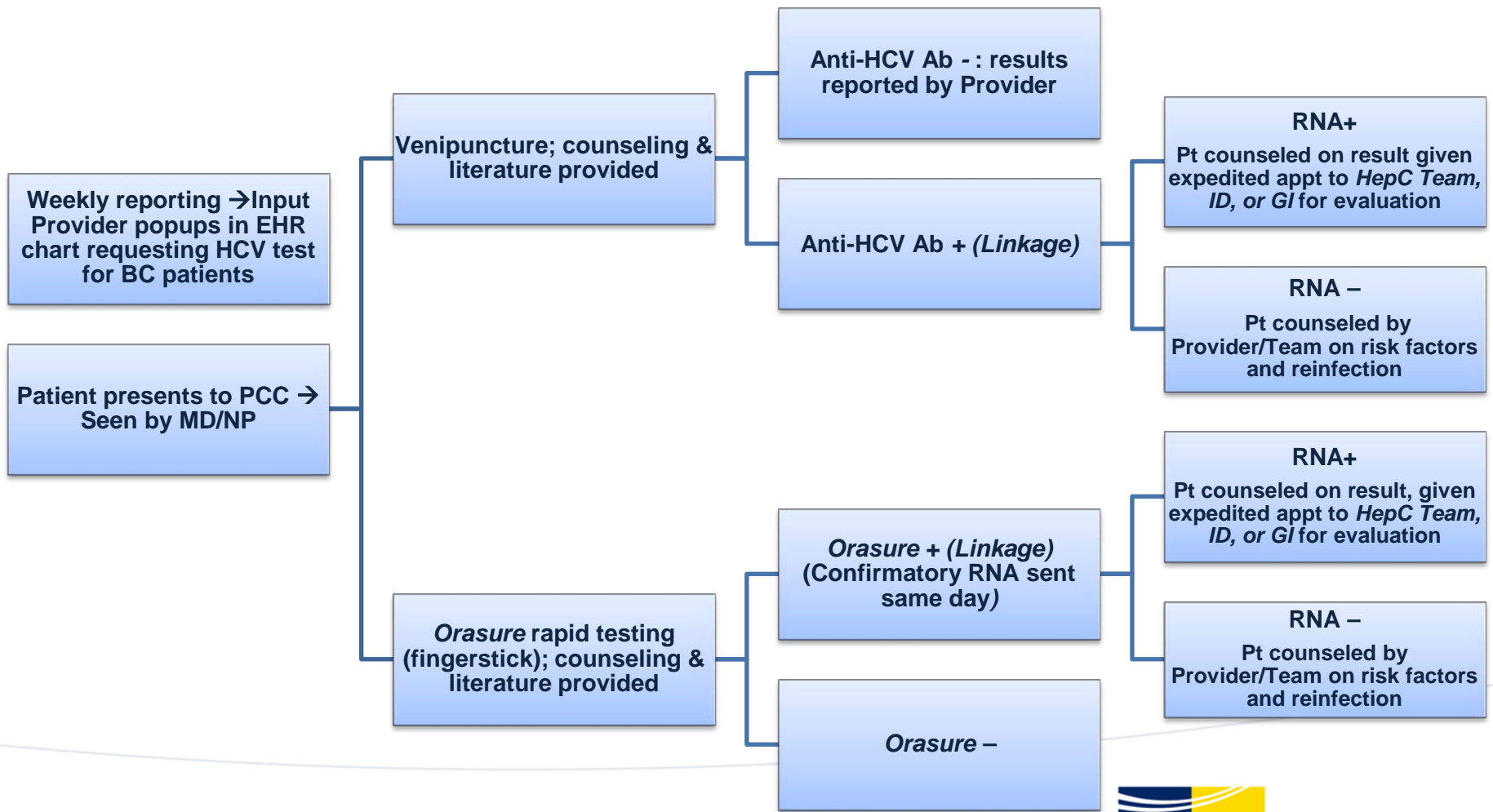
HCV Care Cascade



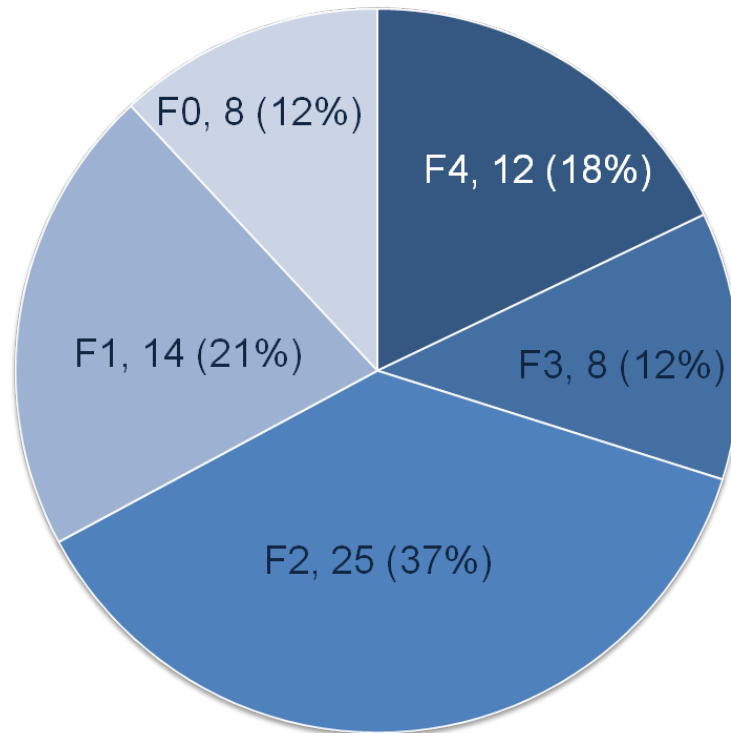
Extra slides if questioned

June 11, 2015

Knowledge and Compassion **Focused on You**



Fibrosis Score at Identification*



June 11, 2015

Knowledge and Compassion **Focused on You**